



SIGNATURE GLOBAL
 MAKING INDIA AFFORDABLE
 AN ISO 9001:2015; 14001:2015; 45001:2018 CERTIFIED COMPANY

LOCATION MAP

FAR FROM THE ORDINARY, CLOSE TO **EVERYTHING** YOU NEED.



SIGNATURE GLOBAL PARK 1
 SECTOR 36, SOHNA, SOUTH OF GURUGRAM

RERA REGISTRATION NO.:
 RC/REP/HARERA/GGM/658/390/2023/02
 (www.haryanarera.gov.in)

IN THE LAP OF *Luxury*
 AT THE FOOTSTEPS OF THE ARAVALLIS.

SIGNATURE GLOBAL PARK 1
 SECTOR 36, SOHNA, SOUTH OF GURUGRAM PHASE 2



SIGNATUREGLOBAL HOMES PRIVATE LIMITED | CIN: U70100DL2008PTC176641
 CORP. OFFICE: GROUND FLOOR, TOWER A, SIGNATURE TOWERS, SOUTH CITY 1, GURUGRAM, HARYANA - 122001
 REGD. OFFICE: UNIT NO. 1309, 13TH FLOOR, DR. GOPAL DAS BHAWAN, 28 BARAKHAMBA ROAD, CONNAUGHT PLACE, NEW DELHI - 110001
 WWW.SIGNATUREGLOBAL.IN

- 
DEDICATED LIFTS FOR STILT + 4 FLOORS
- 
DEDICATED CAR PARKING
- 
JOGGING TRACK
- 
KID'S PLAY AREA
- 
YOGA AND MEDITATION LAWN
- 
BADMINTON COURT
- 
HALF BASKETBALL COURT
- 
SWIMMING POOL



SIGNATURE GLOBAL PARK 1

SECTOR 36, SOHNA, SOUTH OF GURUGRAM PHASE 2

INDEPENDENT
FLOORS
FOR THE
INDEPENDENT
YOU

DESIGNED BY PADMABHUSHAN ARCHITECT HAFEEZ CONTRACTOR


ARTISTIC IMAGE



It's a haven set in the heart of nature. It is where old majestic hills surround your modern home. Away from sooty pollution of the city, the pristine settings take you to the pinnacle of blissful living. Signature Global Park 1 is designed to entice you with exquisite architecture and exclusive location. A perfect blend of beauty and comfort, the premium floors truly redefine fine living as a fine art. Here, modern amenities blend seamlessly with nature. And the charming landscape promises a sumptuous indulgence. It is definitely the choice of today for a joyous tomorrow.

If you're a nature lover who prefers to return home to a calm neighborhood and a fresher environment, you will find living in South of Gurugram a lot more invigorating than living in Gurugram because:

- South of Gurugram is home to Damdama Lake; one of Haryana's largest natural lakes.
- South of Gurugram is flanked by the Aravalli Mountains; one of the world's oldest mountain ranges and an environmentally protected zone.
- South of Gurugram is popular for its hot sulphur springs known for their medicinal properties. The springs are located at the foot of a rock and are capped by a dome believed to have been built in the 14th century, though they are also believed to date back to the times of the Pandavas.
- It will always have a green cover of more than 2600 acres.





LOCATION ADVANTAGES



More Than 6 Reputed Schools are in close Proximity

G.D. Goenka Signature School, Ryan International School, DPS Maruti Kunj, St. Xavier's High School, Pathway International School, Asian Public School, KIIT Collage of Engineering, G.D. Goenka University, K.R. Mangalam University, and JK Business School are some of the reputed schools in the vicinity.



Near Sohna Elevated Road and on Delhi-Mumbai Industrial Corridor.

The elevated road will help you zip across from Subhah Chowk to Badshapur. Sohna Road is also being upgraded to an 8-lane National Highway. This will provide seamless connectivity to other parts of southern Gurugram.



Shopping Malls with Leading Brands are in close proximity.

Shop to your hearts delight. You'll find all your favourite brands tucked in the grandest malls all around you.



Top Hotels are in close proximity.

Country Inn is within 5.3 km; other hotels include Lemon Tree, The Taj Gateway Resorts, The Botanix Resorts and The Westin Sohna Resort & Spa.



11 Multiplex Screens to be Functional Soon

Enjoy a day out at the movies. Have a rendezvous with your favourite genre. A number of state-of-the-art cinemas are all around you just for that.



Office Complexes and Business Hubs are in the Neighbourhood

Genpact, Converges, Capgemini, McKinsey, Ancient, PepsiCo, NTT Data and all leading banks operating in a 15 km radius.




Adventure Park is in the Vicinity

Enjoy a wide variety of adventurous activities that include rope cycling, mountain climbing, obstacle rope course, rappelling, dirt remote cars, bungee run, kids rope course, etc.



Lush Green Environment Surrounded by the Aravallis.

South of Gurugram is surrounded by the Aravallis.



AMENITIES



DEDICATED LIFTS FOR STILT+4 FLOORS



DEDICATED CAR PARKING



JOGGING TRACK



TODDLERS' PLAY AREA



OUTDOOR GYM



MULTIPURPOSE LAWN



YOGA AND MEDITATION LAWN



SCULPTURE COURT



BADMINTON COURT



HALF BASKETBALL
COURT



GAZEBO



AMPHITHEATRE



SWIMMING POOL



SITE PLAN



TOWARDS GURGOAN >>>>

<<<< TOWARDS SOHNA

LEGEND:

- 1 ENTRANCE GATE COMPLEX
- 2 WATER CASCADE
- 3 PALM AVENUE
- 4 ACCENT PAVING
- 5 LINEAR WATER FEATURE WITH DECORATIVE COLUMNS
- 6 PATHWAY ALONG ROAD
- 7 WALKWAY THROUGH DECORATIVE COLUMNS
- 8 OPEN AIR THEATRE WITH SITTING UNDER TRELLIS
- 9 PERFORMANCE STAGE
- 10 CLASSICAL THEMED GARDEN PAVILION IN SCULPTURE GARDEN
- 11 PATHWAY ALONG GREEN
- 12 HALF BASKETBALL COURT
- 13 OUTDOOR SITTING WITH DECORATIVE URNS
- 14 TRAFFIC ROTARY WITH DECORATIVE WATER FEATURE
- 15 CLUB DROP-OFF WITH ACCENT PAVING
- 16 GARDEN ENTRY THROUGH TRELLIS
- 17 MULTIPURPOSE CENTRAL LAWN
- 18 SITTING UNDER TRELLIS
- 19 SCULPTURE COURT
- 20 CLASSICAL THEMED MAIN SWIMMING POOL
- 21 POOL DECK
- 22 FLOATING GARDEN PAVILION
- 23 DECK LOUNGERS UNDER TRELLIS
- 24 CLASSICAL THEMED KIDS' POOL
- 25 DECORATIVE STONE SPOUTS
- 26 BADMINTON COURT
- 27 COMMUNITY PARTY LAWN
- 28 FLYING BEAM WITH DECORATIVE URNS IN PARTERRE GARDEN
- 29 WALKWAY THROUGH PORTALS
- 30 YOGA/ MEDITATION LAWN
- 31 REFLEXOLOGY PATH
- 32 GARDEN PAVILIONS
- 33 KIDS' PLAY AREA
- 34 OUTDOOR GYM
- 35 SKATING RINK

NOTE: ALL ABOVE AMENITIES ARE COMMON FOR SIGNATURE GLOBAL PARK 1, 2 AND 3

LEGEND: HARD LANDSCAPE:

LEGEND	DESCRIPTION
	PATHWAY/ JOGGING TRACK
	STEPPING STONES
	SCULPTURE
	ENTRY/ EXIT POINTS

SOFT LANDSCAPE:

LEGEND	DESCRIPTION
	PLANTING BED/ PLANTER
	LAWN
	ORNAMENTAL FOLIAGE/ FLOWERING TREES
	ORNAMENTAL PALM TREES

TYPE-A (3BHK + 3 TOILETS)



TYPE-B (3BHK + 2 TOILET)



SPECIFICATIONS

DRAWING / DINING ROOM



FLOOR
VITRIFIED TILES



CEILING
OIL BOUND DISTEMPER



WALL
OIL BOUND DISTEMPER

BALCONIES



FLOOR
ANTI-SKID / MATT
FINISH CERAMIC TILES



RAILING
MS RAILING WITH
ENAMEL PAINT FINISH

BEDROOM



FLOOR
VITRIFIED TILES



CEILING
OIL BOUND DISTEMPER



WALL
OIL BOUND DISTEMPER

TERRACE



BRICKBAT COBA OR
WATER PROOFING TREATMENT

KITCHEN



FLOOR
VITRIFIED /
CERAMIC TILES



WALL / CEILING
OIL BOUND DISTEMPER



DADO
CERAMIC TILES 600MM
ABOVE COUNTER



COUNTER TOP
GRANITE STONE



FITTINGS & FIXTURES
ISI MARKED CP FITTINGS
& SS SINK

TOILET & BATH



FLOOR
ANTI-SKID
CERAMIC TILES



WALL
CERAMIC TILES TILL
4 FEET / 7'-0" FEET



CEILING
GRID FALSE CEILING



FITTINGS & FIXTURES ISI MARKED
CP FITTINGS, WC & WASHBASIN

DOORS & WINDOWS



INTERNAL DOOR FRAMES
HARD WOOD / RED MERANTI



INTERNAL DOOR SHUTTERS
BOTH SIDE LAMINATED DOORS
WITH PAINTED FINISH ON BOTH SIDE



EXTERNAL DOORS & WINDOWS
UPVC/ALUMINIUM POWDER COATED

ELECTRICAL




WIRING
COPPER ELECTRICAL WIRING
THROUGHOUT IN CONCEALED
CONDUIT FOR LIGHT POINTS



SWITCHES / SOCKET
ISI MARKED SWITCHES
& SOCKETS

EXTERNAL DEVELOPMENT



INTERNAL ROADS
INTERLOCKING BLOCKS/
TREMIX CONCRETE ROAD



BOUNDARY WALL
RCC / BRICK WALL
WITH PLASTER &
EXTERNAL WEATHER
PROOF PAINT FINISH



EXTERNAL PAINT
WEATHER PROOF TEXTURE
PAINT IN BUILDINGS

STRUCTURE



EARTHQUAKE RESISTANT
RCC FRAMED STRUCTURE
AS PER SEISMIC ZONE

BEST BRANDS FOR THE BEST EXPERIENCE

TILES



SWITCHES



PAINTS



WOODEN DOORS



DOOR LOCKS & HANDLES



WIRES & CABLES



GLASS/UPVC



CP BATH FITTINGS



LIFTS



PLUMBING PIPES



Note : Flooring in mix design of marble, granite and tile. Accordingly, variations in shade and/ or size and/or colour and/or design of the tiles, motifs, mica etc may occur.

All products, names, logos, brands, trademarks are properties of their respective owners. Product of other companies may also be used. However, priority will be given to the aforesaid brands/companies.