



SWATI
signia

 SWATI |  MAHESHRAJ

PR/GJ/AHMEDABAD/AHMEDABAD CITY/Ahmedabad Municipal Corporation/
RAA16042/271025/311229 | WWW.GUJRERA.GUJARAT.GOV.IN

A STATEMENT
OF
REFINED LIVING

THOUGHTFULLY DESIGNED 4 BHK RESIDENCES THAT BLEND OPENNESS,
COMFORT, AND SOPHISTICATION INTO A SEAMLESS LIVING EXPERIENCE,
ROOTED IN AN UNMATCHED LOCATION ADVANTAGE.

 SWATI |  MAHESHRAJ



S

STORIES THAT RISE WITH
THE SKYLINE



ICONIC ADDRESS WITH
ICONIC VIEWS



GRANDEUR
WOVEN INTO
ARCHITECTURE



M

NURTURING
LIFE THROUGH
THOUGHTFUL DESIGN



SWIMMING POOL

GYMNASIUM

TODDLERS AREA

MULTIPURPOSE HALL

LIBRARY

INDOOR GAMES

MULTIPURPOSE COURT

LANDSCAPE GARDEN

INFINITE POSSIBILITIES OF
LEISURE



ground floor



ENTRY/EXIT

24.0MT. WIDE ROAD

9.0MT. WIDE ROAD

EMERGENCY EXIT

D podium floor



ENTRY/EXIT

24.0MT WIDE ROAD

ENERGENCY EXIT

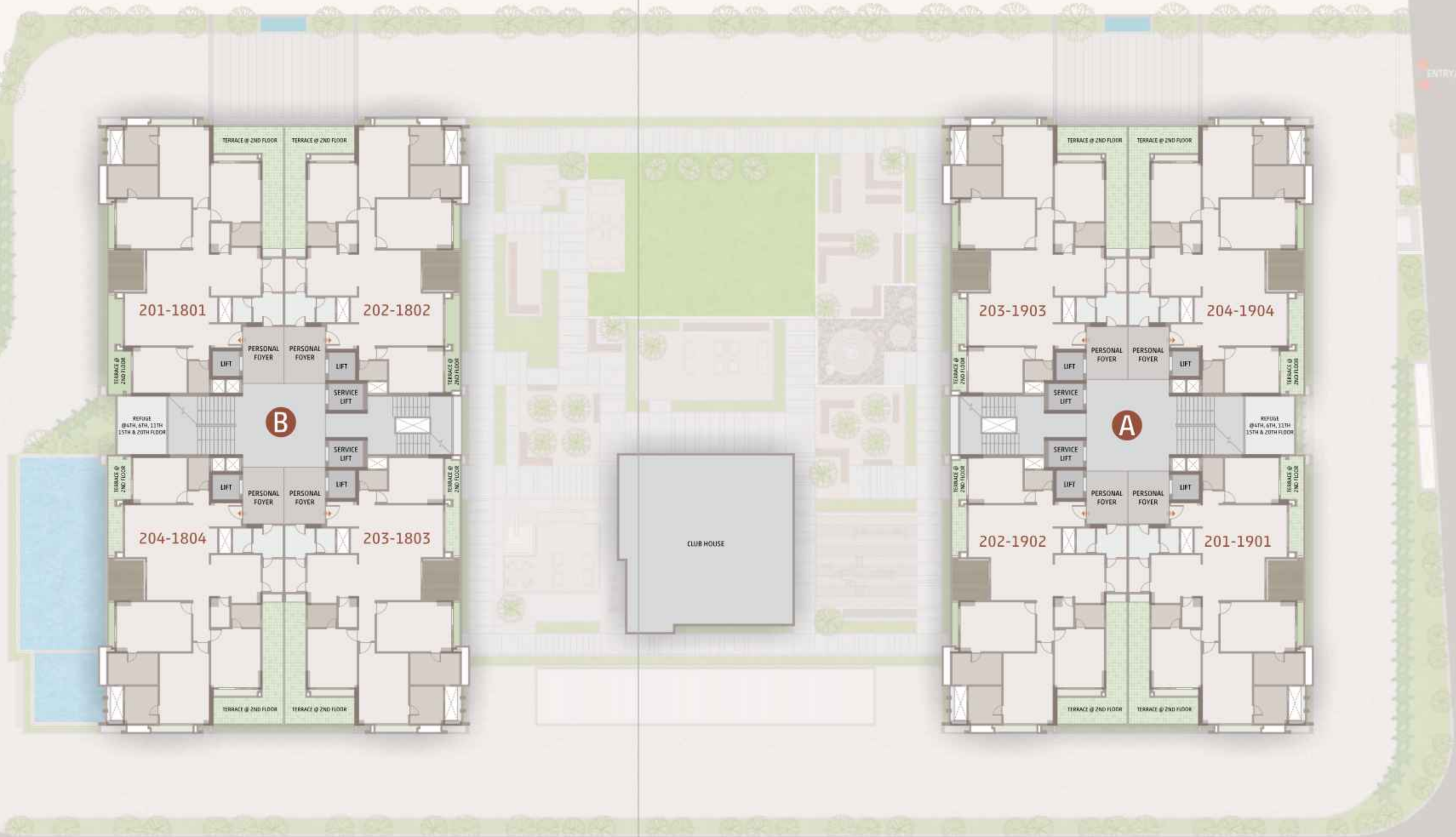
9.0MT WIDE ROAD

typical floor

BLOCK A
2ND TO 19TH



BLOCK B
2ND TO 18TH



ENTRY/EXIT

34.0MT WIDE ROAD

9.0MT WIDE ROAD

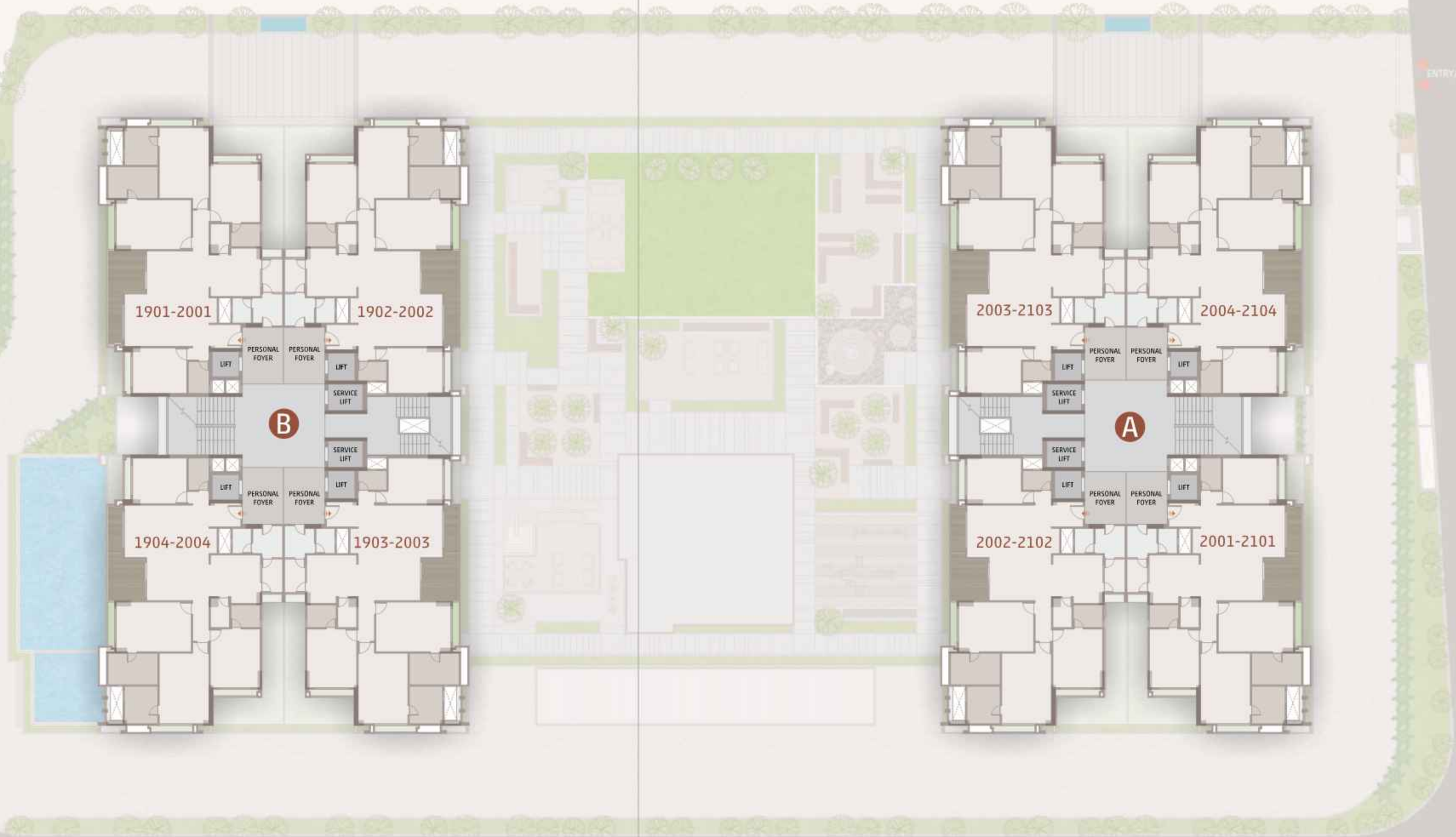
EMERGENCY EXIT

typical floor

BLOCK A
20TH TO 21ST



BLOCK B
19TH TO 20TH



ENTRY/EXIT

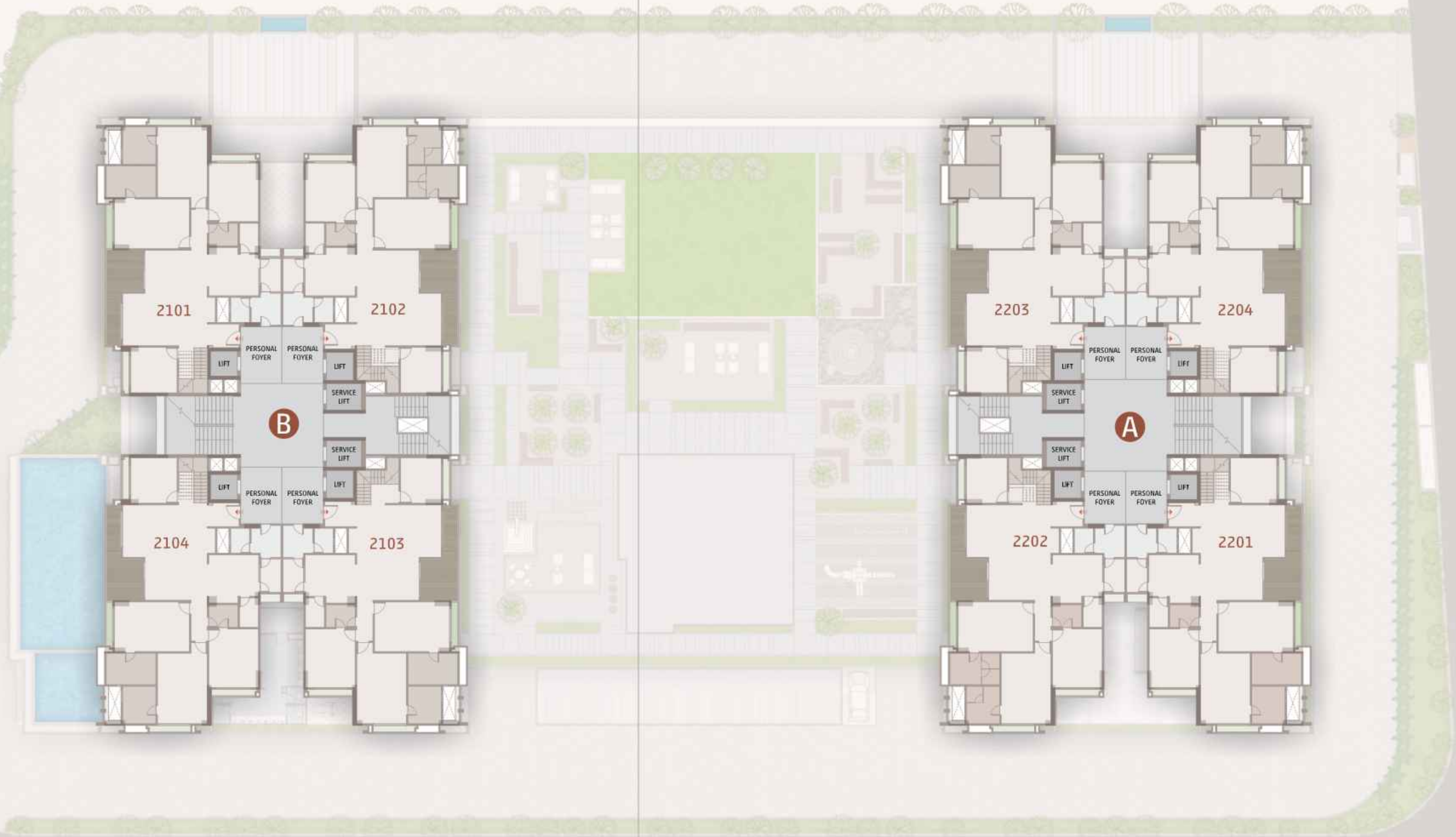
34.0MT WIDE ROAD

9.0MT WIDE ROAD

EMERGENCY EXIT

D penthouse

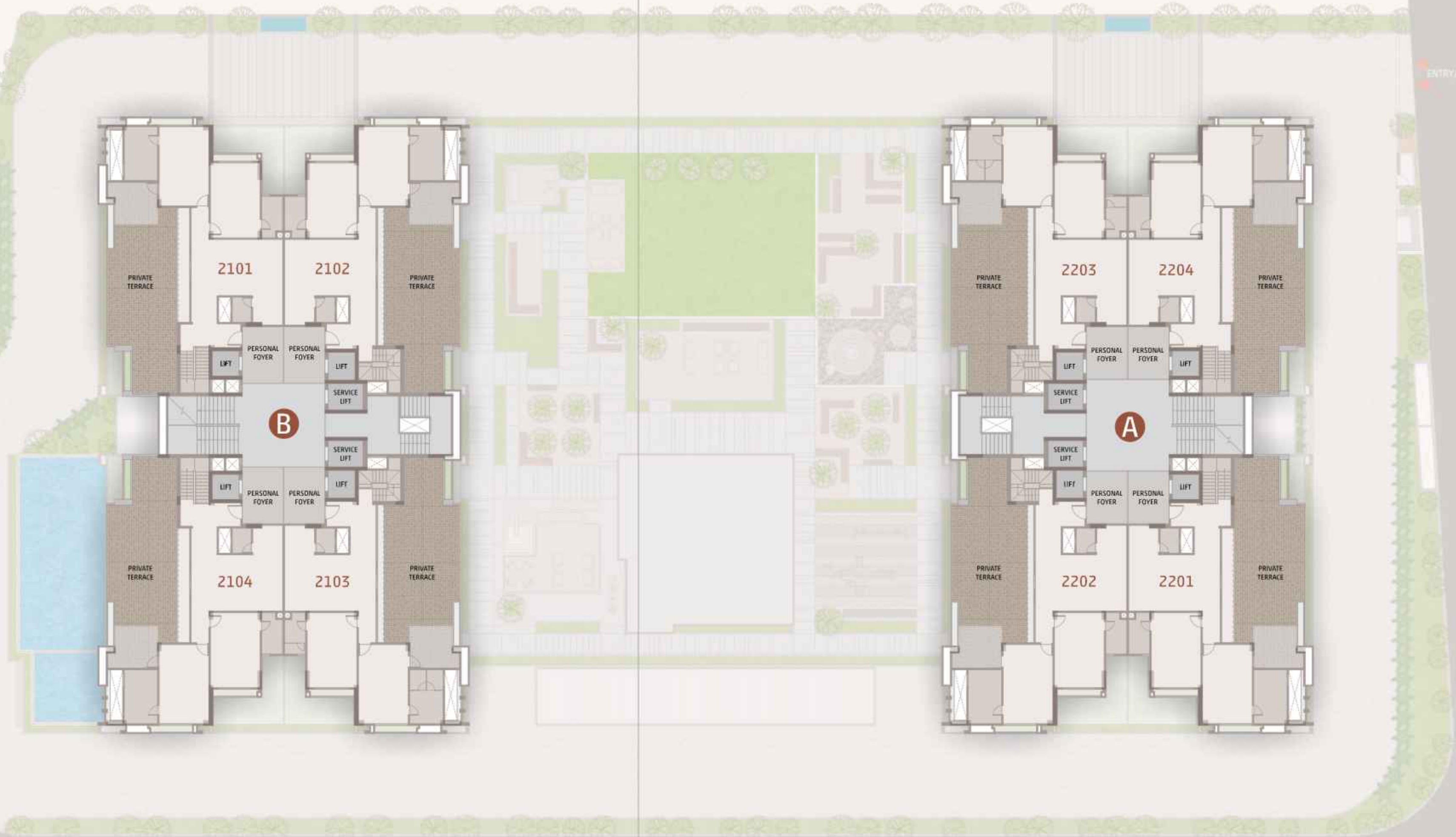
LOWER FLOOR



D penthouse

UPPER FLOOR

BLOCK A 22ND **N** BLOCK B 21ST



ENTRY/EXIT

24.0MT WIDE ROAD

EMERGENCY EXIT

9.0MT WIDE ROAD

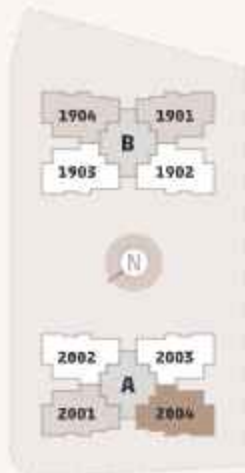


4
bhk
TYPE 1





4
bhk
TYPE 3





COMFORT
IN EVERY CORNER
STYLE
IN EVERY SPACE





GRANDEUR
BEGINS AT THE GATEWAY



SPECIFICATIONS

FLOORING

- LIVING/ DINING/BEDROOMS VITRIFIED TILES.
- WOODEN FLOORING IN MASTER BEDROOM.

KITCHEN

- VITRIFIED TILES.
- GRANITE PLATFORM WITH S. S. SINK.

BALCONY

- CERAMIC / RUSTIC TILES.

DOORS

- MAIN DOOR: NATURAL VENEER POLISHED OTHERS WILL BE FLUSH DOORS WITH OIL PAINTS.

WINDOWS

- SLIDING ALUMINIUM WINDOWS.

TOILETS

- GLAZED/CERAMIC TILES UP TO LINTEL LEVEL.
- COUNTER BASIN / WALL HUNG BASIN.
- EWC COUPLE CLOSET.
- CP BRASS FITTINGS JAGUAR OR EQUIVALENT.

ELECTRIFICATION

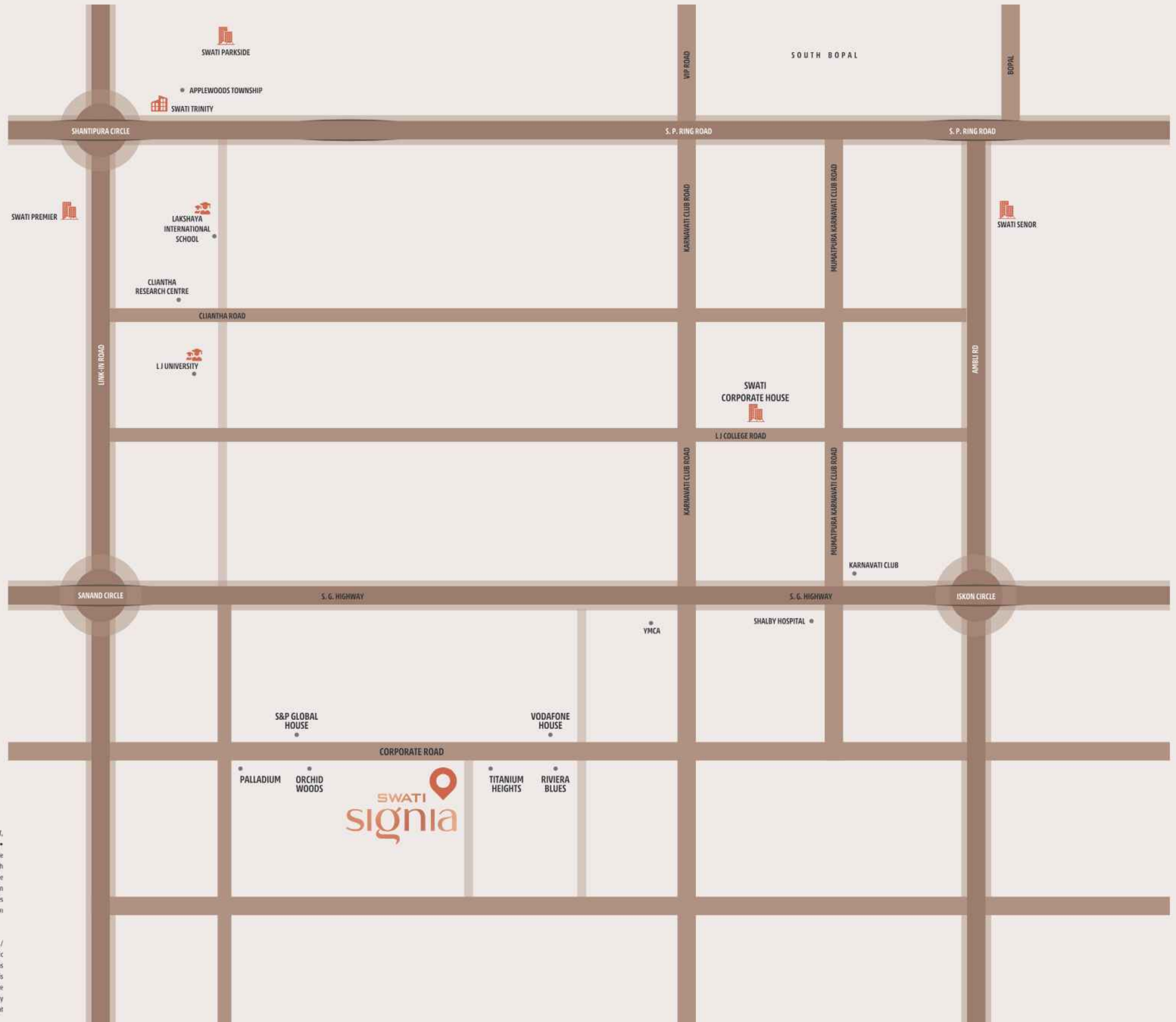
- CONCEALED COPPER WIRING WITH MODULAR SWITCHES & MCB DISTRIBUTION PANEL.

COLOUR

- INTERNAL PUTTY FINISH EXTERNAL 100% ACRYLIC PAINT.


SALIENT FEATURES

- WELL-DESIGNED ENTRANCE FOYERS.
- SPACIOUS PERSONAL FOYER.
- ALLOTTED CAR PARKING FOR EACH APARTMENT.
- POWER GENERATOR BACKUP FOR AN EMERGENCY UTILITY.
- APARTMENTS BUILT AROUND LARGE COURTYARD.
- FACILITATING.
- ACTIVITIES FOR ALL AGE GROUPS.



RULES & REGULATIONS • Stamp Duty, Registration Charges, Legal Documentation Charges, GST, Maintenance Deposit, GEB charges and any other charges shall be borne by buyer separately. • Any Additional charges of duties levied by government / local authority during or after the completion of the project will be borne by the buyer. • Internal changes shall be done with prior permission and shall be charged in advance. • Changes in external elevation shall not be permitted. • All rights reserved by the developer for alteration / modification / improvement in specification / changes in dimensions and planning shall be binding to all. • Business practices leading to pollution, causing material damage to the building or members are not allowed in the premises. • Irregular payments may attract interest or lead to cancellation of booking/s.

DISCLAIMER • This brochure and model are not part of any legal documents. • All dimensions / measurement given are unfinished and approximate. • The photographs & artistic impressions are for references only. Actual building may vary from the representations mentioned in the brochure. • This is not an advertisement within the meaning of RERA. This is not an offer, invitation or commitment of any nature. Receipts are advised to appraise themselves of the necessary and relevant information of the project prior to making any purchase decisions. All the specifications of the flat shall be as per the final agreement between the parties. • Subject to Ahmedabad Jurisdiction. • T&C Applicable.



a

A CLASS APART
IN LIFESTYLE









